

United States Drug Enforcement Administration  
Domestic Cannabis Eradication/Suppression Program  
&  
Florida Department of Law Enforcement  
Domestic Marijuana Eradication Program

---

*A partnership coordinated by the Drug Enforcement Administration  
(DEA) and the Florida Department of Law Enforcement (FDLE)*



2007  
**INDOOR GROW REPORT**

---

Submitted by:  
Florida Department of Law Enforcement

**FEBRUARY 2008**

# 2007 INDOOR GROW REPORT

## INTRODUCTION

The United States Drug Enforcement Administration's (DEA) Domestic Cannabis Eradication/Suppression Program (DCE/SP), commonly referred to and recognized in Florida as Florida's Domestic Marijuana Eradication Program (DME), is a two part program divided into Outdoor and Indoor Grow Eradication Programs. The Outdoor Grow Eradication Program is overseen, administered and reported on by the Florida Department of Agriculture & Consumer Services' Office of Agricultural Law Enforcement (OALE). The Indoor Grow Eradication Program is overseen, administered and reported on by the Florida Department of Law Enforcement (FDLE).

## PROGRAM OVERVIEW

The DME Indoor Grow Eradication Program is a voluntary program offered to local agencies through FDLE. Each year, DEA allocates funds to FDLE which are then dispersed to local agencies for training and reimbursement for indoor grow eradication sites. This Annual Report reflects information provided by DEA, 40 sheriffs offices and 15 municipal law enforcement agencies from 45 counties which participated during the year.

In addition to its role as the Administrator, FDLE, along with DEA and OALE, offered seven orientation meetings to Florida law enforcement officers involved in the eradication of domestically grown marijuana. These orientations were held in April in Bartow, Davie, Ft. Walton Beach, Gainesville, Punta Gorda, Santa Rosa Beach, Tallahassee and Winter Park. Law enforcement officers attending the orientation meetings received background information regarding the program, general information regarding the trends in indoor grow investigations and handouts including current reporting forms.

During 2007, DEA, OALE and FDLE also attended the Florida Sheriffs Association and Police Chief's Association Winter and Summer Conferences, as well as the Florida Narcotics Officers Association Conference, to promote Florida's Domestic Marijuana Eradication Program.

In November, FDLE offered an in-depth, 32-hour Indoor Cannabis Investigations School in Altamonte Springs. The school was attended by 48 participants representing federal, state, county and local law enforcement agencies assigned to investigations, patrol, or intelligence. This blending of agencies and perspectives facilitated the exchange of ideas, information and experiences and served to enhance the established curriculum and instruction.



## 2007 INDOOR GROW ACTIVITIES

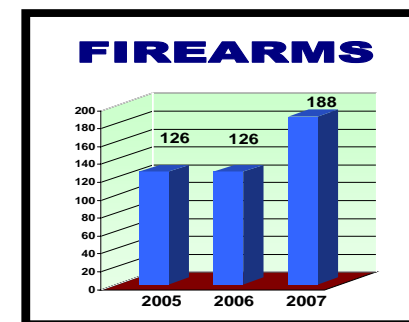
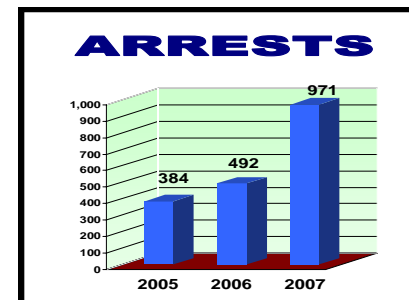
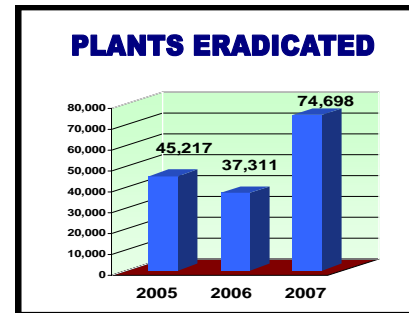
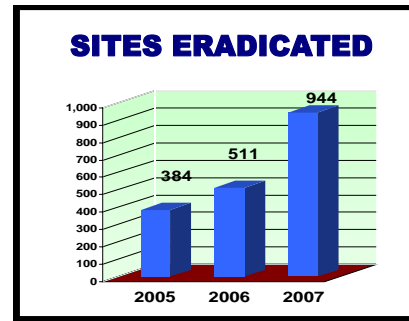
In 2007, the reported seizures of marijuana from Indoor Grow Eradication Sites continued to outpace the seizures from Outdoor Grow Eradication Sites. Indoor Grow cultivators continue to develop innovative techniques and schemes to avoid detection by law enforcement.

Despite these innovative techniques and schemes, county and local law enforcement agencies in 45 of Florida's 67 counties reported the detection and dismantling of 944 Indoor Grow sites, resulting in the eradication of 74,698 marijuana plants. This represents twice the number of plants eradicated in 2006. Some of the reported Indoor Grow sites were small and simple, while others were more complex and highly organized. DEA eradicated 941 plants at one site in Marion County. Both the Miami-Dade Police Department and the Seminole County Sheriff's Office eradicated sites having over 850 plants.

Miami-Dade County led the state in marijuana plants eradicated with 26,019 reported. This is a 65 percent increase over the number reported for 2006 (see table on pages 4-5).

In addition, law enforcement reported the arrests of 971 cultivators. This is nearly double the number of arrests reported in 2006. Law enforcement also reported the seizure of 188 firearms in 2007. Both state and federal prosecutions of cultivators resulted pursuant to these arrests.

Current intelligence information indicates that marijuana cultivators continue to move their operations indoors to avoid detection and to increase the quality of the marijuana being produced. The sterile and climate controlled environments enable cultivators to utilize sophisticated techniques to increase  $\Delta$ -9 Tetrahydrocannabinol (THC), the primary psychoactive ingredient of marijuana. Indoor Grow sites also allow cultivators to artificially induce as many as four growing seasons per year, as opposed to the single season imposed by nature on Outdoor Grow sites.



## CONTACT INFORMATION

### **DRUG ENFORCEMENT ADMINISTRATION (DEA)**

SPECIAL AGENT MARK BYLER  
DRUG ENFORCEMENT ADMINISTRATION  
TALLAHASSEE RESIDENT OFFICE  
3384 CAPITAL CIRCLE, N.E.  
TALLAHASSEE, FL 32308  
OFFICE: (850) 942-8417 FAX: (850) 942-8420

As of January 2008, OALE will coordinate the statistics and administer the funding for both the Indoor and Outdoor Grow Eradication Programs. This consolidation of these programs will better serve our law enforcement partners by increasing the efficiency of reporting and reimbursements.



## 2007 INDOOR STATISTICS BY COUNTY

| COUNTY*        | GROW SITES | PLANTS ERADICATED | ARRESTS | FIREARMS SEIZED |
|----------------|------------|-------------------|---------|-----------------|
| ALACHUA        | 14         | 1,478             | 12      | 3               |
| BAKER          | 1          | 1                 | 0       | 0               |
| BAY            | 3          | 223               | 3       | 0               |
| BRADFORD       | 1          | 276               | 2       | 0               |
| BREVARD        | 13         | 876               | 22      | 5               |
| BROWARD        | 30         | 1,906             | 33      | 24              |
| CALHOUN *      | 0          | 0                 | 0       | 0               |
| CHARLOTTE      | 3          | 595               | 7       | 0               |
| CITRUS*        | 0          | 0                 | 0       | 0               |
| CLAY           | 11         | 973               | 4       | 6               |
| COLLIER        | 22         | 1,874             | 28      | 2               |
| COLUMBIA       | 1          | 15                | 1       | 0               |
| DESOTO         | 2          | 172               | 1       | 1               |
| DIXIE *        | 0          | 0                 | 0       | 0               |
| DUVAL          | 71         | 4,282             | 68      | 32              |
| ESCAMBIA *     | 0          | 0                 | 0       | 0               |
| FLAGLER        | 5          | 642               | 6       | 0               |
| FRANKLIN *     | 0          | 0                 | 0       | 0               |
| GADSDEN *      | 0          | 0                 | 0       | 0               |
| GILCHRIST *    | 0          | 0                 | 0       | 0               |
| GLADES *       | 0          | 0                 | 0       | 0               |
| GULF *         | 0          | 0                 | 0       | 0               |
| HAMILTON *     | 0          | 0                 | 0       | 0               |
| HARDEE *       | 0          | 0                 | 0       | 0               |
| HENDRY *       | 0          | 0                 | 0       | 0               |
| HERNANDO       | 20         | 2,931             | 27      | 6               |
| HIGHLANDS      | 34         | 2,498             | 46      | 4               |
| HILLSBOROUGH   | 5          | 493               | 7       | 1               |
| HOLMES *       | 0          | 0                 | 0       | 0               |
| INDIAN RIVER * | 0          | 0                 | 0       | 0               |
| JACKSON *      | 0          | 0                 | 0       | 0               |
| JEFFERSON *    | 0          | 0                 | 0       | 0               |
| LAFAYETTE *    | 0          | 0                 | 0       | 0               |
| LAKE           | 12         | 939               | 21      | 3               |
| LEE            | 95         | 7,646             | 98      | 9               |



## 2007 INDOOR STATISTICS BY COUNTY

| COUNTY*      | GROW SITES | PLANTS ERADICATED | ARRESTS    | FIREARMS SEIZED |
|--------------|------------|-------------------|------------|-----------------|
| LEON         | 3          | 217               | 0          | 0               |
| LEVY         | 3          | 144               | 5          | 2               |
| LIBERTY *    | 0          | 0                 | 0          | 0               |
| MADISON *    | 0          | 0                 | 0          | 0               |
| MANATEE *    | 0          | 0                 | 0          | 0               |
| MARION       | 21         | 3,394             | 26         | 6               |
| MARTIN       | 1          | 90                | 1          | 0               |
| MIAMI-DADE   | 382        | 26,019            | 374        | 34              |
| MONROE       | 2          | 27                | 2          | 0               |
| NASSAU       | 8          | 117               | 8          | 0               |
| OKALOOSA     | 1          | 11                | 0          | 0               |
| OKEECHOBEE   | 5          | 456               | 7          | 2               |
| ORANGE       | 4          | 268               | 6          | 7               |
| OSCEOLA      | 1          | 8                 | 2          | 0               |
| PALM BEACH   | 36         | 3,727             | 31         | 5               |
| PASCO        | 4          | 399               | 2          | 0               |
| PINELLAS     | 14         | 479               | 13         | 6               |
| POLK         | 38         | 4,213             | 43         | 2               |
| PUTNAM       | 2          | 17                | 1          | 0               |
| ST. JOHNS    | 3          | 182               | 3          | 0               |
| ST. LUCIE    | 18         | 1,975             | 18         | 3               |
| SANTA ROSA   | 2          | 10                | 0          | 0               |
| SARASOTA     | 21         | 2,118             | 16         | 1               |
| SEMINOLE     | 5          | 1,067             | 5          | 6               |
| SUMTER       | 3          | 204               | 6          | 1               |
| SUWANNEE *   | 0          | 0                 | 0          | 0               |
| TAYLOR       | 1          | 12                | 1          | 0               |
| UNION *      | 0          | 0                 | 0          | 0               |
| VOLUSIA      | 20         | 1,594             | 13         | 10              |
| WAKULLA      | 1          | 2                 | 0          | 0               |
| WALTON       | 1          | 8                 | 1          | 0               |
| WASHINGTON   | 1          | 120               | 1          | 7               |
| <b>TOTAL</b> | <b>944</b> | <b>74,698</b>     | <b>971</b> | <b>188</b>      |

Note: County totals may reflect statistics reported from more than one agency in that county.

\* Did not participate in Florida's DME Indoor Grow Program in 2007.

